

The Highly Efficient Fischer Panda® 8 Mini Digital Panel AC Marine Generator

Fischer Panda Generators are the ideal choice for the professional sailor or power boater. **When space is tight, weight is critical or noise is an issue, many boaters choose Fischer Panda.** The highly efficient Fischer Panda 8 Mini Digital Panel AC (60Hz) marine generator is powered by the reliable freshwater-cooled twin cylinder Kubota diesel engine and our superior asynchronous water-cooled alternator.

All Fischer Panda generators come standard with 100% freshwater cooling, superior sound enclosure, bulkhead external connections, remote fuel lift pump and remote-control panel. Depending upon the kilowatt size Fischer Panda Generators can weigh up to 50% less than a conventional generator and are up to 30% smaller in size.



Fischer Panda®



SMALL



LIGHT




QUIET

351 S. Andrews Ave., Pompano Beach, FL 33069

Call (800) 508-6494

Visit us at www.fischerpanda.com

or e-mail us at sales@fischerpanda.com



FEATURES INCLUDE:

- Advanced digital control panel provides extensive performance and diagnostic data
- Less weight, size and noise
- Extremely quiet (52dba@7meter)
- Safety shutdowns for all critical functions
- Self-protected against overload
- VCS electronic governor provides excellent voltage stability
- Direct driven fresh water-cooled Asynchronous Alternator
- Ignition protection for gas powered boats
- Gear driven raw water pump
- Robust twin cylinder Kubota diesel engine
- Comes complete with harnesses, remote-control panel, sound enclosure and remote fuel lift pump
- 5 Year limited warranty

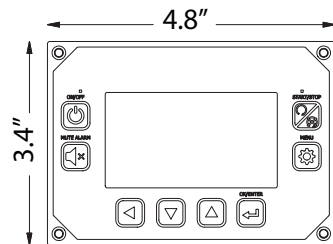


Fischer Panda® 8 Mini-Digital Panel Specifications (60Hz)

Frequency (Hz)	60
Voltage (V)	120/240
Power Nominal (kW)	7.2
Current (Amp)	60/30
Engine Data	Kubota Z482
Cylinder/Hp	2 cyl/13.3
Displacement	479 ccm/29.23 cu.in.
Cooling	Heat Exchanger
Noise Level dBa @ 7 meters	52
Length Inches	23
Width Inches	17
Height Inches	22
Weight (Wet) lbs.	350

Rev. 01/15/2025. Fischer Panda Generator is standard with a sound shield.

Remote Digital Panel



OPTIONAL ACCESSORIES

External Soft Motor Mounts
External Soft Motor Mounts for extra smooth operation.



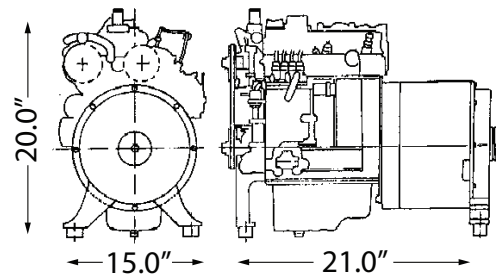
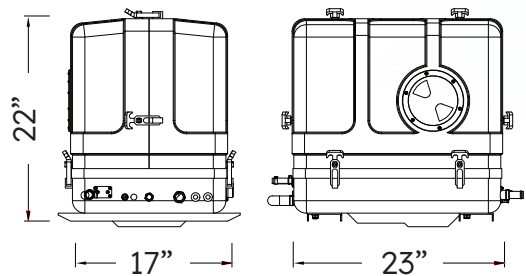
Vented Loop
(anti-siphon valve) Recommended for all installations. Prevents water from siphoning back to the engine and minimizes potential electrolysis. Made with a stainless-steel tube and nylon valve for long life and easy service.



Gas Separator
Exhaust water separator provides very low back pressure and extra quiet exhaust noise.



Low Profile Muffler
Low inlet muffler for installations where the muffler cannot be installed lower than the genset.



Fischer Panda®

351 S. Andrews Ave., Pompano Beach, FL 33069

Call (800) 508-6494

Visit us at www.fischerpanda.com
or e-mail us at
sales@fischerpanda.com

