

THE HIGHLY EFFICIENT FISCHER PANDA 12 MINI DIGITAL PANEL AC MARINE GENERATOR

Fischer Panda Generators are the ideal choice for the professional sailor or power boater. **When space is tight, weight is critical or noise is an issue, many boaters choose Fischer Panda.** The highly efficient Fischer Panda 12 Mini Digital Panel AC marine generator is powered by the reliable freshwater-cooled three cylinder Kubota diesel engine and our superior asynchronous water-cooled alternator.

All Fischer Panda generators come standard with 100% freshwater cooling, superior sound enclosure, bulkhead external connections, remote fuel lift pump and remote control panel.

Depending upon the kilowatt size Fischer Panda Generators can weigh up to 50% less than a conventional generator and are up to 30% smaller in size.




Fischer Panda®

The Most Powerful Generator You'll Never Hear!

4345 NE 12 Terrace, Oakland Park, Florida 33334

Call (800) 508-6494

Visit us at www.fischerpanda.com
or e-mail us at sales@fischerpanda.com



FEATURES INCLUDE:

- *Advanced digital control panel provides extensive performance and diagnostic data*
- *Less weight, size and noise*
- *Extremely quiet (52dba@7meter)*
- *Safety shutdowns for all critical functions*
- *Self protected against overload*
- *VCS electronic governor provides excellent voltage stability*
- *Direct driven fresh water-cooled Asynchronous Alternator*
- *Ignition Protection for gas powered boats*
- *Gear driven raw water pump*
- *Robust 3-cylinder Kubota diesel engine*
- *Comes complete with harnesses, remote control panel, sound enclosure and remote fuel lift pump*
- *5 Year limited warranty*



Smaller

Lighter

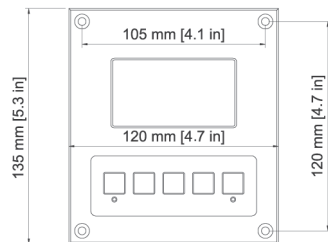
Efficient

FISCHER PANDA 12 MINI-DP

FISCHER PANDA 12 MINI-DP SPECIFICATIONS

Frequency	60 Hz
Voltage	240V / 120V
Current Max.	46.0A / 93.0A
Peak Output	11.2 kW
Continuous Output	10.1 kW
Engine Type	Kubota / D•722
Cylinders	3 cyl / 13.8 hp
Displacement	719 ccm / 43.88 cu.in.
Cooling	H / E
Dimensions (LWH)	27.3 x 20.4 x 22.2 inches
Weight (Wet)	410 lbs
Noise Level	54 dBa @ 7 Meters

Remote Digital Panel



OPTIONAL ACCESSORIES

External Soft Motor Mounts

External Soft Motor Mounts for extra smooth operation.



Vented Loop

(anti-syphon valve) Recommended for all installations. Prevents water from siphoning back to the engine and minimizes potential electrolysis. Made with a stainless steel tube and nylon valve for long life and easy service.



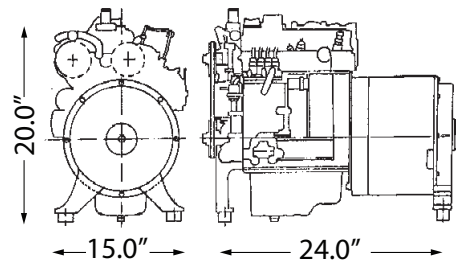
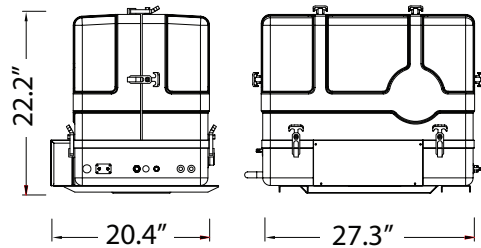
Gas Separator

Exhaust water separator provides very low back pressure and extra quiet exhaust noise.



Low Profile Muffler

Low inlet muffler for installations where the muffler cannot be installed lower than the genset.



 **Fischer Panda**[®]

The Most Powerful Generator You'll Never Hear!

4345 NE 12 Terrace, Oakland Park, Florida 33334

Call (800) 508-6494

Visit us at www.fischerpanda.com

or e-mail us at sales@fischerpanda.com

